




# My Medicare- How to Register using the Medicare Online Service

(Through MyGov)



## How to Register for “My Medicare” through your “Medicare Online (myGov) account.

- ▶ You Must have already Linked your “MyGov” to your Medicare account
- ▶ You must have had at least 2 face to face appointments at Don Medical Clinic in the last 2 years to be eligible to register
- ▶ You probably used this to access your Medicare details OR your Covid 19 Vaccination certificate
- ▶ Open the “Medicare Online” on your Computer, Tablet or Smartphone (Android or iPhone) – Using a Web Browser
- ▶ Login to your MyGov with your username and password. If you are a parent and going to register your children (under 14), register yourself first! Then register your children.
- ▶ If you are a DVA Patient- Use your Medicare card (not your DVA card) to register. If you don't have a Medicare card/Number, you will need to register in the practice with a manual form.



[Help](#)

[< Back](#)

## Sign in with myGov

Choose how to sign in from these 2 options

### Using your myGov sign in details

**Username or email**

[Forgot username](#)

**Password**

 [Show](#)

[Forgot password](#)

[① Create a myGov account](#) if you don't have one already.

Welcome

You have no tasks or notifications

Quick links



Start a new claim for Medicare benefits.

Make a claim



My paid claims

[View claims history](#)

Date	Provider name	Cost to claimant	Benefit paid	Total cost
------	---------------	------------------	--------------	------------



My details

Have you changed your address or bank details?

Update now



Proof of vaccinations

You can get proof of your vaccinations.

View proof



Organ donation

You are registered as an organ donor.

View preferences



Safety Net

Out of pocket costs:  
Safety Net threshold:

View details



MyMedicare

You're not currently registered for MyMedicare.

Register for MyMedicare

## Register for MyMedicare

MyMedicare is a voluntary patient registration model that started on 1 October 2023.

It aims to strengthen the relationship between patients, their general practice, general practitioner (GP) and primary care teams. MyMedicare patients will have access to greater continuity of care with their registered practice, improving health outcomes.

**Your chosen practice must be registered in MyMedicare before you can commence your own patient registration.**

To register for MyMedicare complete the following steps:

1. enter and select your regular practice
2. select your preferred General Practitioner (GP)
3. provide more information about yourself (optional)
4. review and submit your registration
5. your registration will be forwarded to your regular practice.

[Start](#)

### Help

[What is MyMedicare? ↗](#)

[How will my personal information be used? ↗](#)

[Support for people affected by family and domestic violence ↗](#)

[Withdrawing from MyMedicare ↗](#)

## Select your practice

- 1 Select your practice
- 2 Select your preferred GP
- 3 About you
- 4 Review and submit
- 5 Registration submitted

Search for your regular practice based on recent Medicare services you've received.

Contact your regular practice about registering with them, if they don't appear in the list.

Your regular practice is your trusted practice you have recently visited for Medicare services.

[Who is eligible to register for MyMedicare?](#)

### Search for the practice you'd like to register with

Practice name

Suburb/Town

Postcode

Search

**DON MEDICAL CLINIC**  
DON MEDICAL CLINIC SHOP 7 48-54 OLDAKER ST DEVONPORT TAS 7310

Next

Cancel


## Help


[What is MyMedicare?](#)

[How will my personal information be used?](#)

[Support for people affected by family and domestic violence](#)

[Withdrawing from MyMedicare](#)

- 
- If you are eligible to register – it will ask you to select your “preferred GP”. This is purely admin. This does not mean you will see this GP or only see this GP. You will be still eligible for Medicare rebates with any of the GPs at Don Medical Clinic.
  - If you are Not eligible – it will come up in RED and you cannot register until you have had at least 2 face to face visits in the previous 2 years.
  - If you are eligible – select a GP and click “Next”
  - It will then confirm who you are (your details)
  - Then Review the information
  - Then “Submit”
  - We will receive a notification each day of who has registered
  - We then have to login on our system to approve the registration (it requires both parties to approve)
  - Once approved, that is it.

- 
- If you are a parent and meet this criteria, register yourself, then afterwards, register your children (as they are linked to you, they will be eligible to register)
  - Once you complete registration, a notice will come to our practice at the end of each day and we then need to login from our end to accept new registrations,
  - From November 1<sup>st</sup>, 2023 – anyone registered with the practice will be then eligible for a higher Medicare rebate for longer telephone and video consultations.
  - Some Pensioners, concession card holders and children under 16 MAY BE eligible for a higher rebate if bulk billed (Bulk billing incentive) for some attendance items. (not all are eligible and this does not mean all consultations will be bulk billed)